



Progress Update

HIV - PBC 6 Year 1 HANSA II

(2024)

Center for HIV/AIDS and STI (CHAS)

Ministry of Health

9 September 2024

Outline



Update HIV cascade



Progress Update on HIV -
PBC 6 implementation
under HANSA II

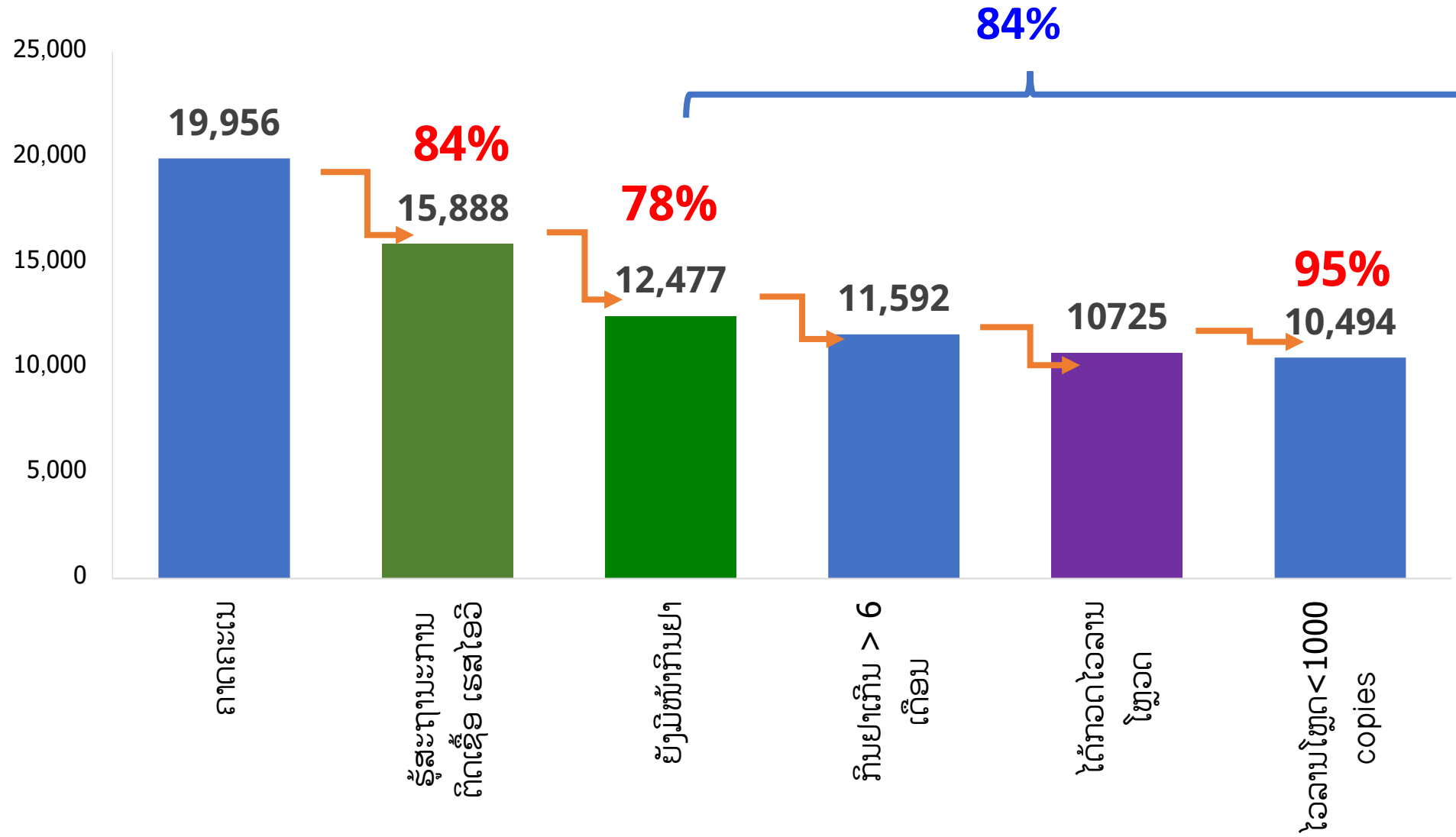


Annual Operational Plan
for 2024



Challenges, lesson learned
and areas to improve

HIV cascade (June 2024)



Progress Update

HIV - PBC 6

(HANSA 2)



PBC 6 Overall objective

This PBC aims to increase access to quality of people-centred based approach for HIV services for all the people living with HIV, key populations through adoption and expansion of innovative and differentiated service delivery (DSD) models including HIV testing, PrEP and ART with strong involvement and participation of the affected communities and key populations.

Component 2: Integrated PHC Service Delivery

PHC Service Delivery



Free MCH => Ensuring access to PHC services by the poor



Implementation of Integrated Social and Behavioral Change Communication



Integrated outreach services (EPI, FP, ANC, PNC, GMP, HIV, TB) in rural and remote villages



Immunization focusing on lowest performing districts and deliveries with SBA



Notified TB cases of all forms



HIV testing among key populations (FSW & MSM) and HIV treatment

- ✓ **Integrated PHC service package for HIV** need to be defined:
 - (1) What services to integrate for whom?
 - Integrate HIV knowledge in SBCC package
 - Integrate HIV testing for pregnant women and KPs at HCs
 - (2) Where integrated services to take place?
 - at selected health centers where is high burden of HIV
 - (3) Who will deliver them?
 - HCWs and outreach workers for HIV testing
 - Community workers or VHWs for SBCC package
 - (4) How they are financed?
 - HIV PBC 6 budget through CHAS, PHO and CSOs
 - Other PBCs relevant
- ✓ **Ensuring a focus on establishing linkages** across, community, integrated outreach and health facilities with a functional referral system back to the health-facility level.

Global Fund allocation budget for 2024-2026

(GF notification letter dated 20 December 2022)

	Budget allocation (US\$)	Implementation Period
National HIV program	7,449,033	1 Jan 2024 to 31 Dec 2026
National TB program	8,088,355	1 Jan 2024 to 31 Dec 2026
Total	15,537,388	

ການໄດ້ຮັບທຶນເພີ່ມຕື່ມຈາກກອງທຶນໂລກ ສໍາລັບການສ້າງຄວາມເຂັ້ມແຂງໃຫ້ແກ່ລະບົບຫ້ອງວິເຄາະ (LSS):

- ສປປ ລາວ ແມ່ນຈັດຢູ່ໃນບັນດາປະເທດ ທີ່ມີເງື່ອນໄຂ ທີ່ໄດ້ຮັບທຶນເພີ່ມຕື່ມອີກ ຈາກຈໍານວນທີ່ໄດ້ຈັດສັນໃຫ້ແລ້ວ ຮ້ອງວ່າ “Matching Funds” ເປັນຈໍານວນເງິນ → **US\$2,000,000** ເພື່ອສ້າງຄວາມເຂັ້ມແຂງ ໃຫ້ແກ່ລະບົບຫ້ອງວິເຄາະ ແບບເຊື່ອມສານ (Laboratory Systems Strengthening).

HIV Procurement Plan

Component	Cost Input	Y1 (2024)	Y2 (2025)	Y3 (2026)	Total 3 years
HIV	4.1 Antiretroviral medicines	473,944.10	444,269.40	521,531.80	1,439,745.30
	5.13 Molecular testing reagents, test kits and consumables	305,301.00	296,659.00	200,405.00	802,365.00
	5.2 Condoms – Male	37,647.00	16,242.50	18,467.50	72,357.00
	5.4 Rapid Diagnostic Tests	202,851.80	220,263.50	208,254.50	631,369.80
	5.8 Other consumables	9,400.00	4,400.00	5,600.00	19,400.00
	7.1 Procurement agent and handling fees	15,547.07	14,304.07	15,273.99	45,125.12
	7.2 Freight and insurance costs	189,152.32	180,914.66	180,109.49	550,176.46
	7.5 Quality assurance and quality control costs (QA/QC)	2,352.35	1,032.13	1,203.38	4,587.85
Total (\$US)		1,236,195.64	1,178,085.25	1,150,845.65	3,565,126.53

PBC 6: 5 indicators related Key populations and people living with HIV/AIDS access to HIV services

PBC No.	Detail	Y 1 (2024)	Y 2 (2025)	Y 3 (2026)
PBC 6.1 (ສືບຕໍ່)	Percentage of female sex workers (FSW) in the 5 target sites that have received an HIV test during the reporting period and know their results	93%	94%	95%
PBC 6.2 (ສືບຕໍ່)	Percentage of men who have sex with men/transgender (MSM/TG) in the 5 target sites that have received an HIV test during the reporting period and know their results	57%	70%	84%
PBC 6.3 (ສືບຕໍ່)	Percentage of people living with HIV (PLHIV) on ART among all estimated PLHIV at the end of the reporting period	64%	66%	69%
PBC 6.5 (ໃໝ່)	Percentage of people living with HIV (PLHIV) on ART with a viral load test result at least once during the reporting period	89%	95%	98%
PBC 6.4 (ໃໝ່)	Number of men who have sex with men (MSM)/transgender (TG) who received any PrEP product at least once during the reporting period.	1100	1300	1500

Implementing Agency: Center for HIV/AIDS and STI, PHO, CHias, PEDA and APL+

Total PBC value: 2,870,632US\$

Funding Allocation for PBC 6

HIV Component budget summary for 3 years (2024-2026)

Resp. Unit	Budget	Budget	Budget	Total for 3yrs
	Y1 (2024)	Y2 (2025)	Y3 (2026)	
CHAS	407,346 (42.5%)	383,256 (40%)	375,988 (39%)	1,166,590
PHO	257,661 (26.9%)	333,690 (35%)	353,084 (37%)	1,002,652
PEDA	68,860 (7.2%)	68,860 (7%)	68,860 (7%)	206,580
Chias	119,317 (12.5%)	120,317 (13%)	121,317 (13%)	360,950
APL plus	46,420 (5%)	43,720 (5%)	43,720 (5%)	133,860
Total:	957,821	949,843	962,968	2,870,632

PBC 6 Value

PBC 6	PBC Value Y1 (US\$)	PBC Value Y2 (US\$)	PBC Value Y3 (US\$)	Total 3 Years (US\$)
PBC 6.1: % FSW tested in targeted sites	186,240	175,440	175,440	537,120
PBC 6.2: % MSM/TG tested in targeted sites	171,617	172,537	172,974	517,127
PBC 6.3: % PLHIV on ART nationwide	525,938	511,966	524,654	1,562,558
PBC 6.5: % VLT nationwide	29,676	29,900	29,900	89,476
PBC 6.4: No. PrEP for MSM/TG Nationwide	44,350	60,000	60,001	164,351
Total	957,821	949,843	962,968	2,870,632

PBC 6: 5 indicators related Key populations and people living with HIV/AIDS access to HIV services

PBC No.	Detail	Y 1 (2024)	Progress updates (June 2024)
PBC 6.1 (ສືບຕໍ່)	Percentage of female sex workers (FSW) in the 5 target sites that have received an HIV test during the reporting period and know their results	93%	31%
PBC 6.2 (ສືບຕໍ່)	Percentage of men who have sex with men/transgender (MSM/TG) in the 5 target sites that have received an HIV test during the reporting period and know their results	57%	5%
PBC 6.3 (ສືບຕໍ່)	Percentage of people living with HIV (PLHIV) on ART among all estimated PLHIV at the end of the reporting period	64%	103%
PBC 6.4 (ໃໝ່)	Number of men who have sex with men (MSM)/transgender (TG) who received any PrEP product at least once during the reporting period.	1100	515 (47%)
PBC 6.5 (ໃໝ່)	Percentage of people living with HIV (PLHIV) on ART with a viral load test result at least once during the reporting period	89%	104%

Implementing Agency: Center for HIV/AIDS and STI, PHO, CHias, PEDA and APL+

Total PBC value: 957,821US\$

PBC 6.1: Percentage of female sex workers (FSW) that have received and HIV test during the reporting period and know their results

Province	Target HIV Tested		HIV Tested for FSW	
	Y1		Y1 (June_2024)	
	No.	%	Progress	%
Vientiane Capital City	3758	93%	2245	60%
Vientiane Province	1565	93%	197	13%
Khammouan	1304	93%	0	0%
Savannakhet	1582	93%	491	31%
Champasack	1266	93%	0	0%
HANSA PBC Target	9,476	93%	2,933	31%

Org.	Provinces			Total	% Cover
CSO	VTP	KM	CPS	4,136	44%
PCCA	VTE	SVK		5,341	56%

PBC 6.2: Percentage of MSM/TG that have received and HIV test during the reporting period and know their results

Province	Y1		Y1 (June-2024)	
	No.	%	Progress	%
Luangprabang	1190	57%	0	0%
Xayabouli	736	57%	0	0%
Vientiane Province	1366	57%	0	0%
Bolikhamsay	422	57%	205	49%
Khammouan	721	57%	0	0%
HANSA PBC Target	4,435	57%	205	5%

Org.	Provinces				Total	% Cover
CSO	LPB	SYB	VTP	KM	4,013	90%
PCCA	BKX				422	10%

#. PBC 6.3 Percentage of people living with HIV (PLHIV) on ART among all estimated PLHIV at the end of the reporting period (Nationwide)

ARV/POC Site	Target		PLHIV on ART	
	Y1		Y1 (End of June-2024)	
	No.	%	Progress	%
PLHIV on ART (Nationwide)	11,979	64%	12,384	103%
HANSA PBC Target	11,979	64%	12,384	103%

Org.	No.Site	Province
ARV	11	8
POC	13	10
Total	24	18

#. PBC 6.4 Number of men who have sex with men (MSM)/transgender (TG) who received any PrEP product at least once during the reporting period (Nationwide)

ARV/POC Site	Est. Total MSM/TG on PrEP	MSM/TG on PrEP	Progress
	Y1	Y1 (End of June-2024)	Y1
	No.	No.	
MSM/TG on PrEP	1,100	515	47%
HANSA PBC Target	1,100	515	47%

Org.	No.Site	Site Provide PrEP
ARV	11	8
POC	11	0
Total	22	8

#. PBC 6.5 Percentage of people living with HIV (PLHIV) on ART with a viral load test result at least once during the reporting period (Nationwide)

ARV/POC Site	Est. Total Net Tested for VL		PLHIV on ART who are VL-Tested		Progress
	Y1		Y1 (End of June-2024)		Y1
	No.	%	No.	%	
PLHIV on ART (Nationwide)	10,610	89%	12,617	93%	104%
HANSA PBC Target	10,610	89%	10,617	93%	104%

Org.	No.Site	Province
ARV	11	8
POC	11	10
Total	22	18

Challenges

- CHAS and Partners just received funds of Year 1 in July 2024, which is very challenging for implementing and achieving Y1 target within 4 months left to the end of year.
- Most of peer/outreach workers for FSW and MSM/TG has quit or stop working due to delay of their incentive for 6 months , CSOs (PEDA&Chias) have to recruit new peers to work in the short period (4 months) with re-fresh training is needed
- Delay procurement made potential commodity shortage for HIV services. Some ARVs need to do emergency order, HIV VL cartridges and HIV test kits are stock out at central level which needs to request the expedition those items immediately.
- Condom procurement still in process of approval.


Challenges

- Integrated HIV service delivery at health center is very challenging if HIV test kit still insufficient for supply, e.g. budget constraints for HIV testing among pregnant women
- Expanding POC testing for HIV VL-GXP and EID-GXP still challenging with the capacity of lab technician at district level
-
- All challenges for implementation will affect to the Y1 achievement and further affect to the budget allowance of Year 2.

Draft GC7 co-financing commitments (2024-2026)

	2024-2026 commitments (USD)				Additional amount (Difference in totals) (USD)
	Y1	Y2	Y3	Total	
	Budget	Budget	Budget		
HIV	1,064,902.84	917,915.64	1,124,661.50	3,107,479.98	1,345,699.28
TB	1,005,200.81	1,201,777.40	894,465.51	3,101,443.72	2,128,961.19
Totals	2,070,103.65	2,119,693.04	2,019,127.01	6,208,923.70	3,474,660.47

Program	Intervention/Activity	Total domestic financing commitment for 2024-2026 (USD)
HIV	1) Antiretroviral medicines	890,588.68
	2) HIV Rapid Diagnostic Tests	457,502.12
	3) HIV Viral Load and EID cartridge	339,773.88
	4) Opportunistic infections and STI medicines	590,425.10
	5) CD4 analyzers/ accessories and lab reagents	216,523.56
	6) Lab consumables	103,435.59
	7) Expanding new POC sites in provincial and district level	88,118.00
	8) Capacity building on program management and strengthening on strategic Information	481,129.00
	9) HIV Prevention Program (for KPs, OVP, AGYW, GP)	165,671.00
	10) Differentiated HIV testing and treatment	443,590.00
	11) TB/HIV collaboration	80,000
	12) PMCT program	105,223.05
	13) S&D survey	75,500



ສາທາລະນະລັດ ປະຊາທິປະໄຕ ປະຊາຊົນລາວ
ສັນຕິພາບ ເອກະລາດ ປະຊາທິປະໄຕ ເອກະພາບ ວັດທະນະຖາວອນ

147 /ສຫ
ເລກທີ
ນະຄອນຫຼວງວຽງຈັນ, ວັນທີ: 02 FEB 2024

ກະຊວງສາທາລະນະສຸກ
ກະຊວງແຜນການ ແລະ ການລົງທຶນ
ຫ້ອງການ
ເລກທີ: 326
ວັນທີ: 02.2.2024
ເວລາ: 10:30
ສຳເລັດ: 10:30
ສຳເລັດ: 10:30
219020


ທ່ານລັດຖະມົນຕີກະຊວງແຜນການ ແລະ ການລົງທຶນ ທີ່ບັນດາຢ່າງສູງ,
ຂໍທິດຊີ້ນຳ ແລະ ລາຍເຊັນໃສ່ໜັງສືຢັ້ງຢືນທຶນສົມທົບລັດຖະບານ ເຂົ້າໃນໂຄງການກອງທຶນໂລກໃນການ
ຈັດຕັ້ງປະຕິບັດແຜນງານສະກັດກັ້ນ ແລະ ຕ້ານຕໍ່ເຊື້ອເສສໄອວີ/ພະຍາດເອດສ໌ ແລະ ພະຍາດຕິດຕໍ່ທາງ
ເພດສຳພັນ ແລະ ແຜນງານຄວບຄຸມພະຍາດວັນນະໂລກ ປະຈຳສົກປີ 2024-2026.

- ອີງຕາມ ດຳລັດວ່າດ້ວຍການຄຸ້ມຄອງ ແລະ ການນຳໃຊ້ການຊ່ວຍເຫຼືອທາງການເພື່ອການພັດທະນາ ສະບັບ
ເລກທີ 357/ລບ, ລົງວັນທີ 09 ຕຸລາ 2019.
- ອີງຕາມ ໜັງສືຈາກ ໂຄງການ ກອງທຶນໂລກຕ້ານເອດສ໌, ວັນນະໂລກ ແລະ ໄຂ້ຍຸງ (Global Fund 2023-
2025 Allocation Letter) ສະບັບລົງວັນທີ 20 ທັນວາ 2022;
- ອີງຕາມ ນະໂຍບາຍຂອງໂຄງການ ໃນການສົມທົບທຶນຈາກລັດຖະບານຕໍ່ໂຄງການ ເພື່ອຈັດຕັ້ງປະຕິບັດ
ກິດຈະກຳຂອງແຜນງານສະກັດກັ້ນ ແລະ ຕ້ານຕໍ່ເຊື້ອເສສໄອວີ/ພະຍາດເອດສ໌ ແລະ ພະຍາດຕິດຕໍ່ທາງເພດ
ສຳພັນ, ແລະ ແຜນງານຄວບຄຸມວັນນະໂລກ ປະຈຳສົກປີ 2024-2026;
- ອີງຕາມ ໜັງສືສະເໜີຂອງສູນຕ້ານເອດ ແລະ ພາຍ ສະບັບເລກທີ 0802/ສຕອ, ລົງວັນທີ 22 ມິຖຸນາ
2023;
- ອີງຕາມ ໜັງສືສະເໜີ ຈາກກົມແຜນການ ແລະ ການເງິນ ກະຊວງສາທາລະນະສຸກ ສະບັບເລກທີ 2688/
ກຜງ, ລົງວັນທີ 18 ສິງຫາ 2023;
- ອີງຕາມ ອີເມລ໌ ຈາກ ກອງທຶນໂລກ ໃນຄັ້ງວັນທີ 26 ກໍລະກົດ 2023 ກ່ຽວກັບ Grant Making
Documents ຊຶ່ງໄດ້ລະບຸເຖິງໜັງສື Co-financing Commitment Letter.

ກະຊວງສາທາລະນະສຸກ ຂໍຖືເປັນກຽດຮຽນສະເໜີມາຍັງ ທ່ານ ລັດຖະມົນຕີກະຊວງແຜນການ ແລະ
ການລົງທຶນ ເພື່ອພິຈາລະນາ ເຊັນໜັງສືຢັ້ງຢືນທຶນສົມທົບລັດຖະບານ ເຂົ້າໃນ ໂຄງການກອງທຶນໂລກ ເພື່ອຈັດຕັ້ງ
ປະຕິບັດແຜນງານສະກັດກັ້ນ ແລະ ຕ້ານຕໍ່ເຊື້ອເສສໄອວີ/ພະຍາດເອດສ໌ ແລະ ພະຍາດຕິດຕໍ່ທາງເພດສຳພັນ (ພຕພ)
ແລະ ແຜນງານຄວບຄຸມພະຍາດວັນນະໂລກ ປະຈຳສົກປີ 2024-2026, ລວມກຽມປະມານທັງໝົດແມ່ນ
6.208.923,70 ໂດລາສະຫະລັດ (ຫົກລ້ານສອງແສນແປດພັນເກົ້າອ້ອຍຊາວສາມ ໂດລາສະຫະລັດ ຈຳເຈັດສິບ
ເຊັ່ນ), ເຊິ່ງກຽມປະມານດັ່ງກ່າວແມ່ນຈະນຳໃຊ້ກຽມປະມານຂອງຂະແໜງສາທາລະນະສຸກ ຕາມທີ່ສະພາແຫ່ງຊາດໄດ້
ຮັບຮອງ ແລະ ການແຈ້ງຈາກກະຊວງການເງິນ.

ອີງໃສ່ເອກະສານສະໜັບສະໜູນເພື່ອຂໍທຶນຈາກກອງທຶນໂລກ (Grant Making Documents), ທາງລັດ
ຖະບານລາວ ຕ້ອງໄດ້ຕິດຕັດໜັງສືຢັ້ງຢືນການປະກອບທຶນສົມທົບລັດຖະບານ (Co-financing Commit-
ment Letter) ທີ່ເຊັນຮັບຮອງຈາກ 02 ກະຊວງກ່ຽວຂ້ອງ ຄື: ກະຊວງສາທາລະນະສຸກ ແລະ ກະຊວງແຜນການ
ແລະ ການລົງທຶນ.

ດັ່ງນັ້ນ, ຈຶ່ງຮຽນສະເໜີມາຍັງທ່ານເພື່ອຕົ້ນຄວ້າ ແລະ ພິຈາລະນາ ຕາມທາງຄວບຄ້ອຍ.

ລັດຖະມົນຕີ

ຍຸບແດງ ຍຸບມະໂລສິດ

Thank you for your attention



Q&A

