



TB Program Implementation Progress (January to November 2024)

Contents

- 1. TB epidemic in Lao PDR**
- 2. End TB strategy**
- 3. TB program achievements in 2023**
- 4. HANSA2 PBC 7: Reach the unreached to End TB**
- 5. TB program implementation progress from January to September 2024**
- 6. NTP challenges and next steps**

1. TB epidemic in Lao PDR

Estimates of TB burden, 2023

Method for the estimation of incidence (2023): Extrapolated from pre-2020 trends as published in 2020 for countries with no shortfall in notifications compared with 2019.

Total TB incidence (Number) = 10 000 (6 200-15 000)
Total TB incidence (Rate per 100 000 population) = 132 (81-197)

HIV-positive TB incidence (Number) = 470 (280-710)
HIV-positive TB incidence (Rate per 100 000 population) = 6 (4-9)

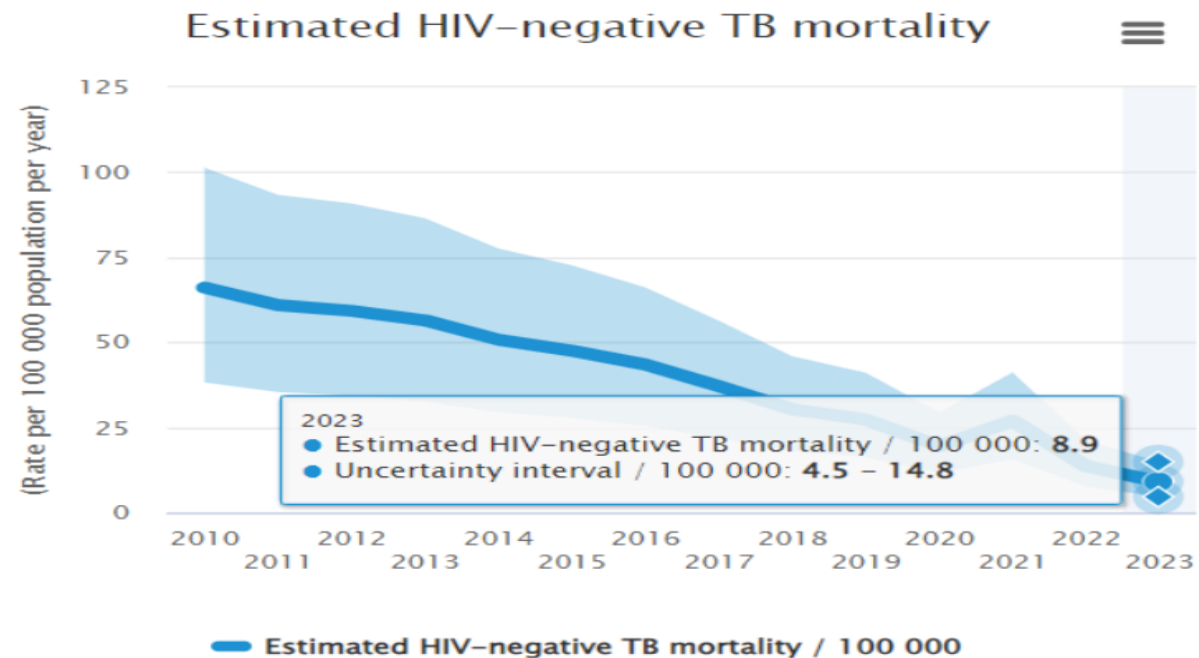
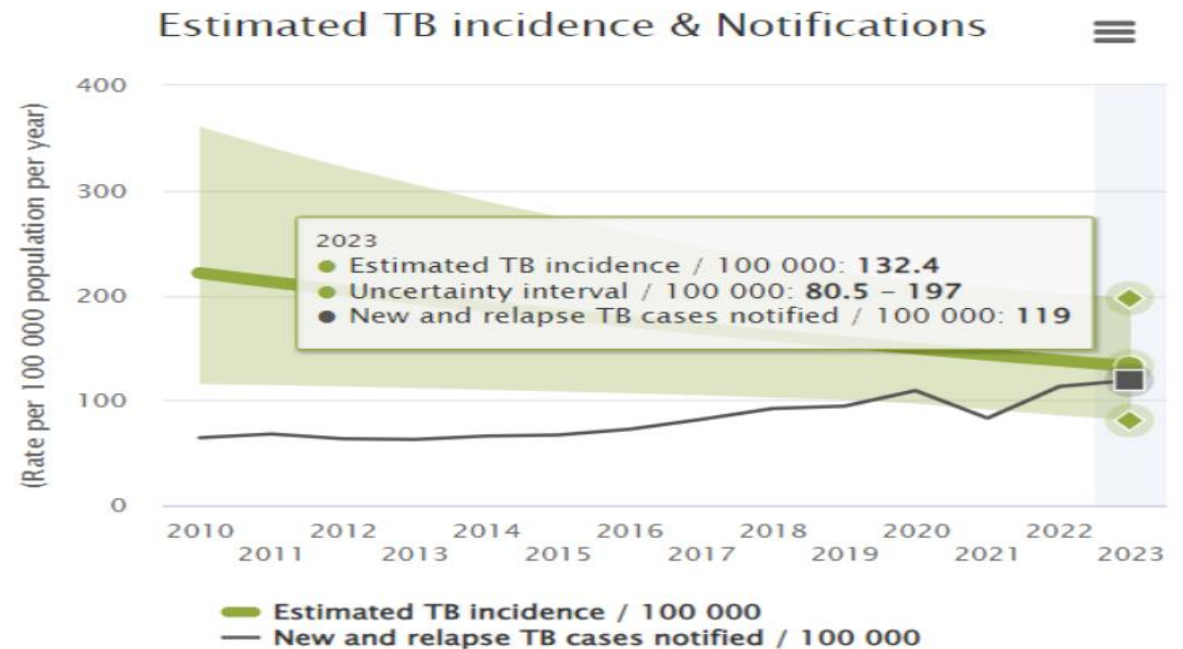
MDR/RR-TB incidence (Number) = 63 (31-95)
MDR/RR-TB incidence (Rate per 100 000 population) = 1 (0-1)

Method for the estimation of mortality (2023): see section "4.3 Estimating TB mortality among HIV-negative people from estimates of case fatality rates and TB incidence" in the [technical appendix](#).

HIV-negative TB mortality (Number) = 680 (340-1 100)
HIV-negative TB mortality (Rate per 100 000 population) = 9 (5-15)

HIV-positive TB mortality (Number) = 76 (44-120)
HIV-positive TB mortality (Rate per 100 000 population) = 1 (1-2)

Source: WHO Lao PDR draft country profile 2024



2. END TB Strategy



The End TB Strategy: Vision, Targets and Pillars



Vision:

A world free of TB

Zero TB deaths, Zero TB disease, and Zero TB suffering

Goal:

End the Global TB epidemic

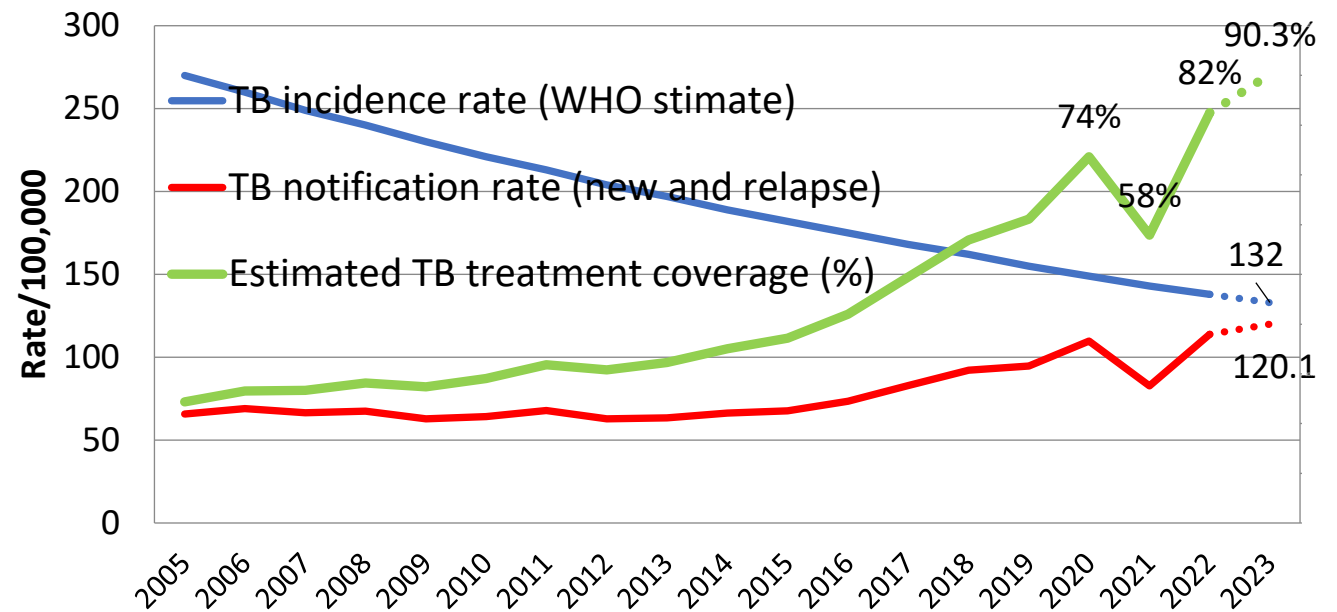


	MILESTONES		TARGETS	
	2020	2025	SDG* 2030	END TB 2035
Reduction in number of TB deaths <small>compared with 2015 (%)</small>	35%	75%	90%	95%
Reduction in TB incidence rate <small>compared with 2015 (%)</small>	20%	50%	80%	90%
TB-affected families facing catastrophic costs due to TB (%)	0%	0%	0%	0%

3. TB program achievements in 2023

Year	2020	2021	2022*	2023*
Population # (U.N.)	7.3 M	7.4M	7.5M	7.6M
TB incidence rate/100k pop. # (WHO estimates) (a)	149 (11,000)	143 (10,582)	138 (10,350)	132 (10,108)
Notification rate/100k (new & relapse) (b)	109.8	82.7	114	120
TB treatment coverage (b/a)	74%	58%	84%	90%
Presumptive TB tested for diagnostic (new test) #	46,006	34,880	44,825	48,393
Population testing rate for TB %	0.63%	0.48%	0.60%	0.64%
Presumptive TB with GeneXpert valid test (Xpert MTB testing coverage) %	40,878 (89%)	34,254 (98.2%)	43,866 (98%)	47,128 (97%)
Notified TB cases new and relapse #	8,013	6,123	8,686	9,124
Bacteriologically confirmed PTB new and relapse # and %	4,462 (55.7%)	4,001 (65.3%)	5,421 (62.1%)	5,625 (61.7%)
TB notified from ACF # (%)	2,120 (27%)	1,159 (19%)	2,031 (24%)	2,176 (24.5%)
TB in children 0-4 #	18	8	26	36
TB in children 5-14 #	55	43	69	67
TB notified by community/CSOs #	430	270	412	419
TB notified by private sector #	193	21	25	32
TB notified in prisons # (non ACF)			171	219
Treatment success of drug sensitive TB (new and relapse)	89.9% (6,087/6,770)	88.6% (7,183/8,112)	88.5%* (6,732/7,610)	-
TB patients with HIV test # (% among all TB cases)	6,618 (83%)	5,221 (84.5%)	7,679 /8,776 (87.5%)	7,968 /9,095 (87.6%)
TB/HIV treatment coverage # (% of TB/HIV estimated incidence)	369/610 (60%)	307/610 (51%)	349/470 (74%)	369/470 (78.5%)
TB/HIV patients on ARV# (%)	300/369 (81%)	257/307 (84%)	254/349 (73%)	287/369 (78%)
New PLHIV started TPT (CHAS)	598 (60%)	560 (56%)	613 (61%)	703 (70%) 3q
Children under 5 started IPT (estimated 0.4 per household of pulmonary MTB+)	316/1,781 (18%)	175/1,594 (11%)	286/2,128 (13%)	304/2,173 (14%)
DR-TB patients enrolled # % enrolled among diagnosed	41/49 (84%)	40/44 (90%)	44/52 (85%)	37/42 (88%)
DR-TB treatment success	30/41 (73%)	33/40 (82%)	31/44 (70%)	

TB treatment coverage of WHO incidence estimate (new and relapse all forms), 2005-2023 *



*DHIS2 TB tracker data, 2023 preliminary data with estimated TB incidence 132/100k

4. HANSA 2 PBC 7: Reach the unreached to End TB

PBC 7 : Increase TB prevention and care coverage and reaching the unreached to End TB

PBC Condition 1:

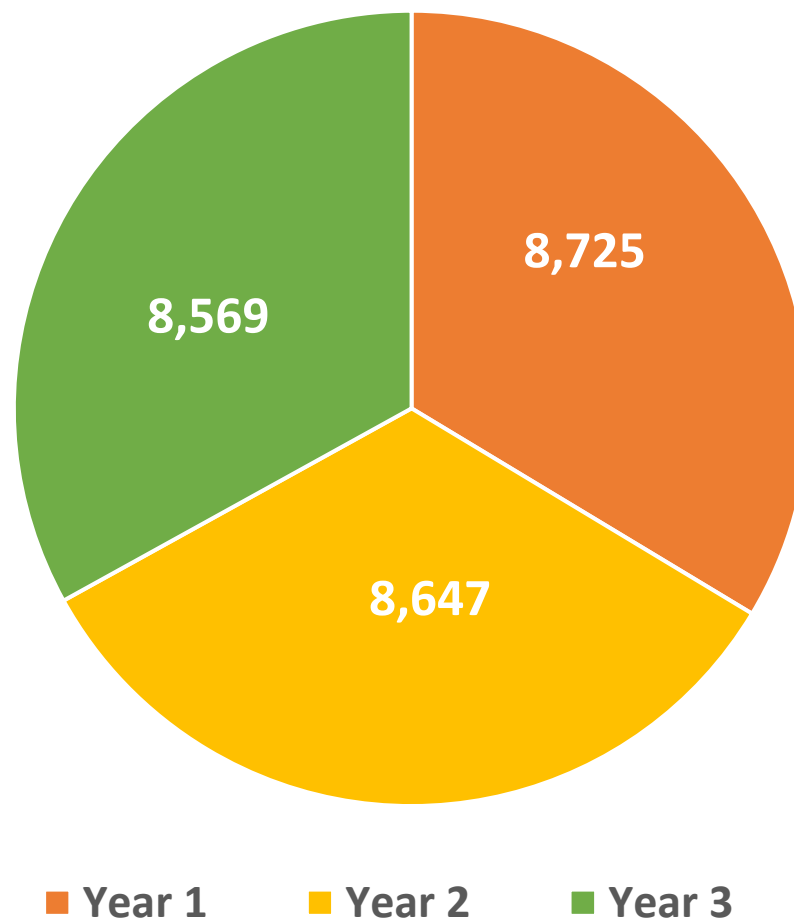
Number of notified TB cases of all forms (New and Relapse)

PBC Condition 2:

Number of household contact children under 5-year-old received Tuberculosis

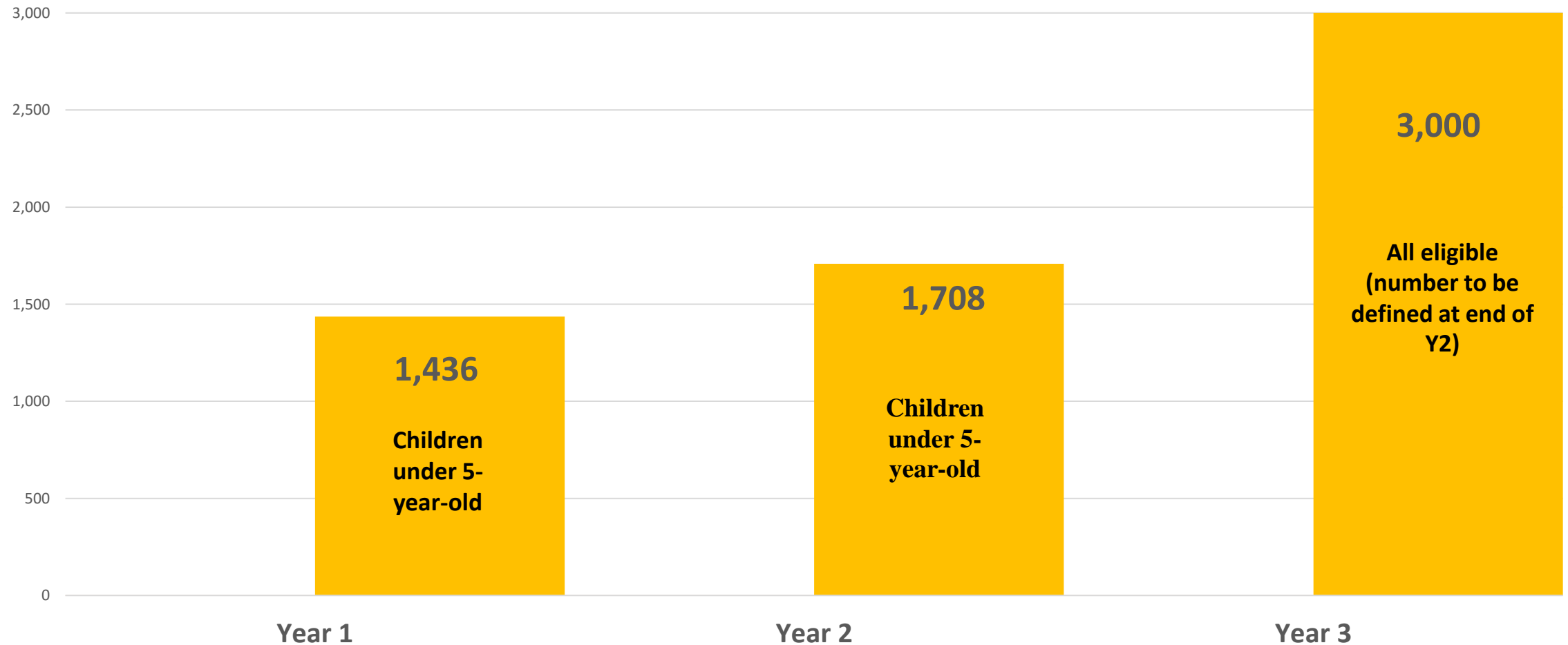
Preventive Treatment

4.1 HANSA 2 PBC 7 Condition 1: Number of notified TB cases of all forms (new and relapse)



4.2 HANSA2 PBC 7 Condition 2

Number of household contact eligible received Tuberculosis Preventive Treatment (TPT)



HANSA2 investment and activities

Detail budget by Module

1. TB care and preventionAdditional training and supervision
2. Key and vulnerable populations - TB/DR-TB
3. MDR-TB
4. TB/HIV
5. Program management
6. Collaboration with other providers and sectors

4.3 HANSA 2 GF Input based activities

- Procurement of TB diagnostics (GeneXpert cartridges) and medicines (100% Y1, 80% Y2 and 60% Y3 for first line TB drugs)
- Procurement of health equipment (laboratory equipment and X-ray machines)
- Technical assistance
- Matching funds for Laboratory through NCLE

4.4 Investment and activities by source of funding

	2024			2025	
Co-financing	Budget in USD	Budget in LAK	Received budget	Budget in USD	Budget in LAK
	\$ 1,005,200.81	20,759,264,000	LAK1,306,830,000	1,201,777.42	28,842,658,164.47
HANSA	\$1,024,288.99	22,656,247,976	\$1,024,288.99	1,000,597.80	

*HANSA budget for 2024		Received budget in USD	Budget in LAK
I	Central level	623,704.53	13,795,634,824
1	NTC	523,704.73	11,583,824,824
2	CHIAs	50,000	1,105,905,000
3	PEDA	50,000	1,105,905,000
II	Provincial level	400,584.46	8,860,527,595

4.5 Planned Co-financing investment and activities

- Communication material and printing for TB program
- Additional training and supervision
- Additional ACF operational costs for provinces and prisons
- Procurement of TB Medicines (first line TB drugs) and diagnostics (0% in Y1, 20% in Y2 and 40% in Y3)
- Procurement of health equipment (laboratory reagents and consumables and additional digital X-ray machines for ACF teams and high TB burden district hospitals)

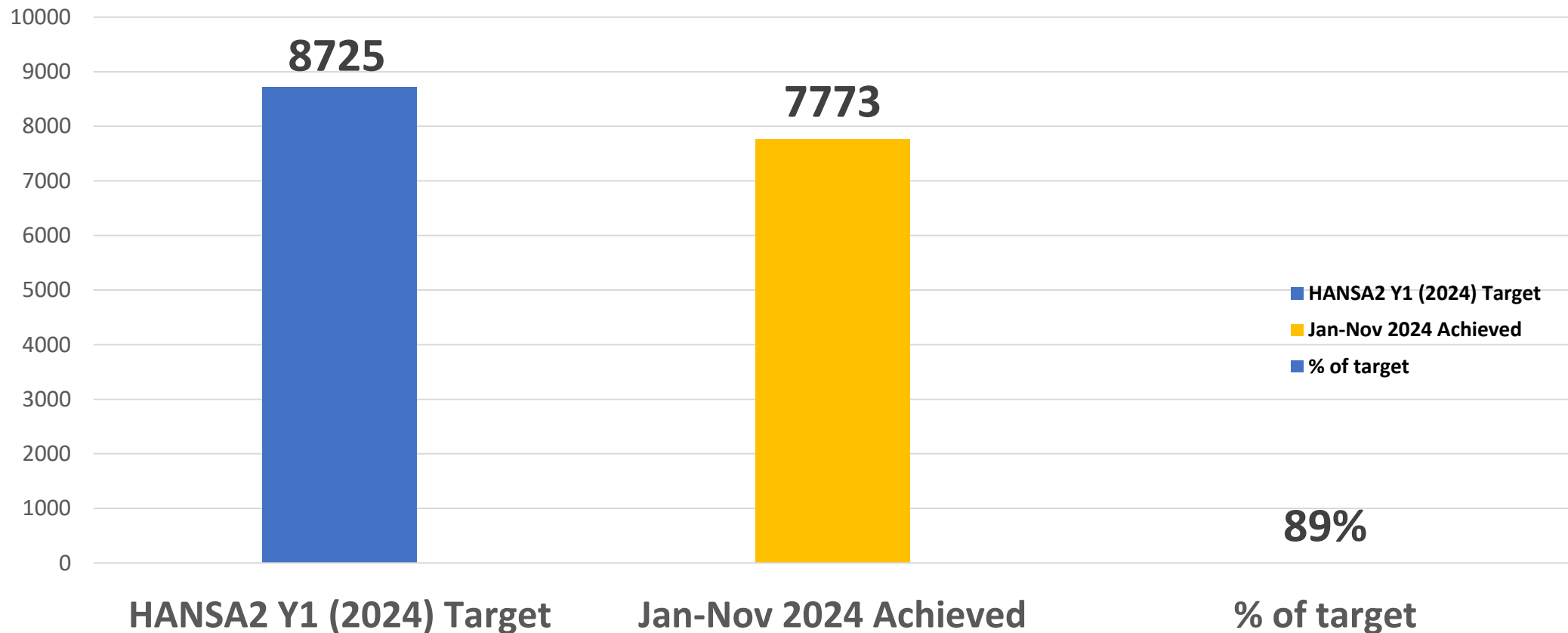
Implementation and plan activities in 2024	progress	Funding source
<p>Training province and district TB staff based on National TB manual on quality sample collection and delivery, diagnosis, registration, treatment management, contact investigation, M&E including TB tracker</p>	<ul style="list-style-type: none"> Completed 	<ul style="list-style-type: none"> HANSA 1 Y3
<p>Training on GeneXpert and Lab SOPs for lab technicians</p>	<ul style="list-style-type: none"> Completed: 	
<p>Training HCs, VHVs, prison nurses based on National TB manual on quality sample collection and delivery, diagnosis, registration, treatment management, contact investigation, M&E</p>	<ul style="list-style-type: none"> The detail budget are done. 	
<p>On site coaching by MDR unit team at district/health center level for ambulatory treatment management;</p>		
<p>Practical Approach on Lung Health (PAL) Course for Hospital doctors at central province and district levels for TB staff including OPD, IPD;</p>		
<p>Training of central province and district doctors on management of MDR-TB</p>		
<p>Training of radiologist and technicians on chest X-ray reading in province and district hospitals and prisons</p>		

Implementation and plan Activities in 2024	progress	Funding source
Train HIV/AIDS workers on screening of active TB and LTBI at province and district levels (in ART and other POC)	<ul style="list-style-type: none"> The detail budget are done, waiting for approval from MOH before conduct the activity. 	<ul style="list-style-type: none"> HANSA 1 Y3
TB/HIV joint on site visits to selected sites (ARTs, POCs) once a quarter by NTC and CHAS		
Monitoring visits by provincial level to district and health center levels; and supervision by District level to 1000 health centers;		
Operational costs for Active case finding (ACF) in prisons, high TB burden districts;		
TB tracker on site coaching in all 164 TB units (central, provincial and district levels) for DQA;		
TB patients' home visit to screen all HHC including children (5,500 BC TB patients per year) and TPT;		
HCs staff conduct home visits to follow-up TB patients treatment and HHC children and adults receiving TPT by HC staff		
Community based TB interventions conducted by CSOs in selected districts		

5.1 TB program implementation progress from January to September 2024

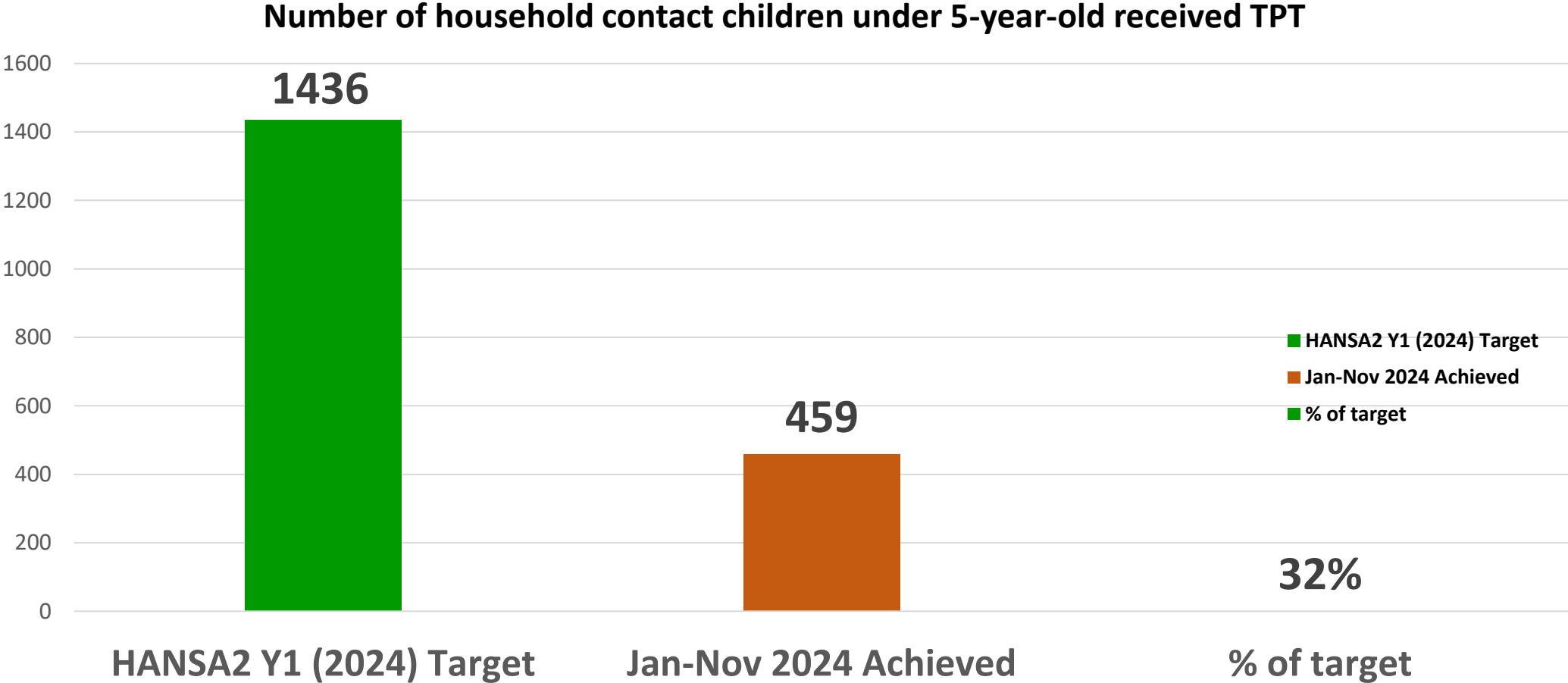
HANSA 2 PBC 7.1 Number of notified TB cases of all forms (New and Relapse) January to November 2024

Number of notified TB cases of all forms (new and relapse)



5.2 TB program implementation progress from January to September 2024

HANSA 2 PBC7.2 Number of household contact children under 5-year-old received TPT January to November 2024



5.3. TB program activities conducted from January to November 2024

- Development of the three years master plan for 2024-2026, and annual operational plan for 2024
- Signed contracts with CSOs: PEDDA and CHIAs
- Completing orders of TB drugs and diagnostic tests procurement with GF direct payment (TB drugs to arrive in country October-December 2024)
- Completed the TB nutrition study "Effect of Nutritional Intervention on TB treatment Outcome and financial burden due to TB: Before and after trial in Lao PDR (TBnuts)"
- Updating National guidelines and testing during training sessions in 8 provinces
- Conducting outreach ACF in remote districts and in prisons

5.4. TB program activities conducted from January to November 2024

- Updating the TB information system (TB tracker module 2) to monitor and report on TPT
- Improving laboratory data management with NRL and NCLE
- Continued MDR management and culture follow-up
- On site training and online coaching on updated TB guidelines and TPT implementation with provinces and districts staffs
- NTC and PTC coaching visits in selected remote districts on DQA for TB tracker
- Procurement of 2024 was received all TB drugs, Cartridges test and Health Products.
- Procurement plan of TB Health Products for 2025 and 2026 was submitted to DPF/NPCO at the end of November

6. Gaps/Challenges/Next steps

Gaps/Challenges

- HANSA 1 Y3 funding has been released to provinces and districts to conduct PBC 7.1 and PBC 7.2 activities end of July 2024
- NTC activities' require long MOH approval process.
- NTC needs to notify 952 TB cases to reach the PBC 7.1 target of 8725 TB cases
- PBC 7.2 has achieved only 459 (32%) of the annual target on TPT implementation

Next steps

- Provinces and districts level need to speed up implementation as per their costed action plans
- NTC has requested emergency approval for high impact interventions to reach the PBC7 1 and 2 targets including trainings, supervisions, outreach ACF
- NTC will speed up implementation of ACF at central and provincial levels as soon as after receiving the funding
- NTC conducts monitoring of the TB tracker TPT data and online coaching of TPT implementation with provinces and districts

Thank you